

# INYO COUNTY 2022 Affordable Housing Needs Report



**California  
Housing  
Partnership**

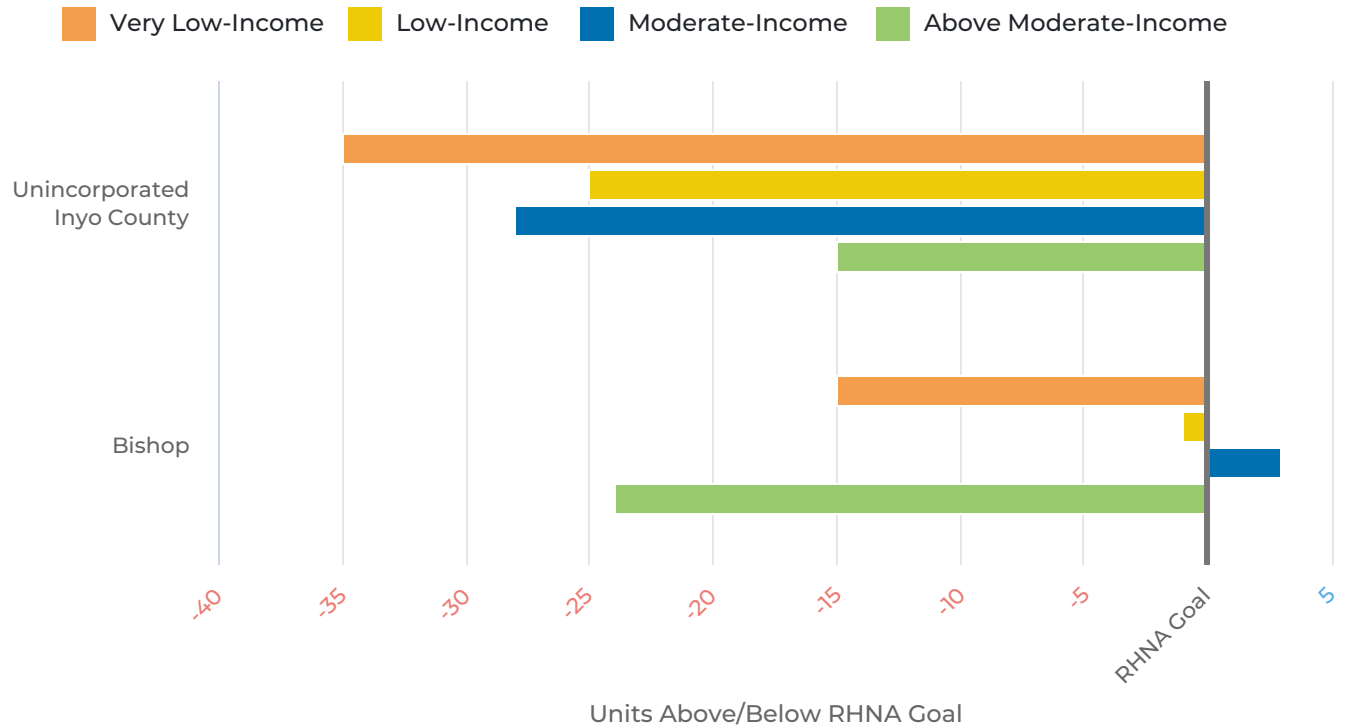
*California's Experts on Affordable  
Housing Finance, Advocacy & Policy*

## KEY FINDINGS

- Renters in Inyo County need to earn \$18.73 per hour - **1.2 times** the state minimum wage - to afford the average monthly asking rent of \$974.
- Asking rents in Inyo County **increased by 2.7%** between Q4 2020 and Q4 2021.
- There was no Low-Income Housing Tax Credit production or preservation in Inyo County in 2020 or 2021.
- State and federal funding for housing production and preservation in Inyo County is \$2 million, a **111% increase** from the year prior.
- The interim and permanent housing supply available in Inyo County in 2021 for persons experiencing homelessness was **65 beds**.

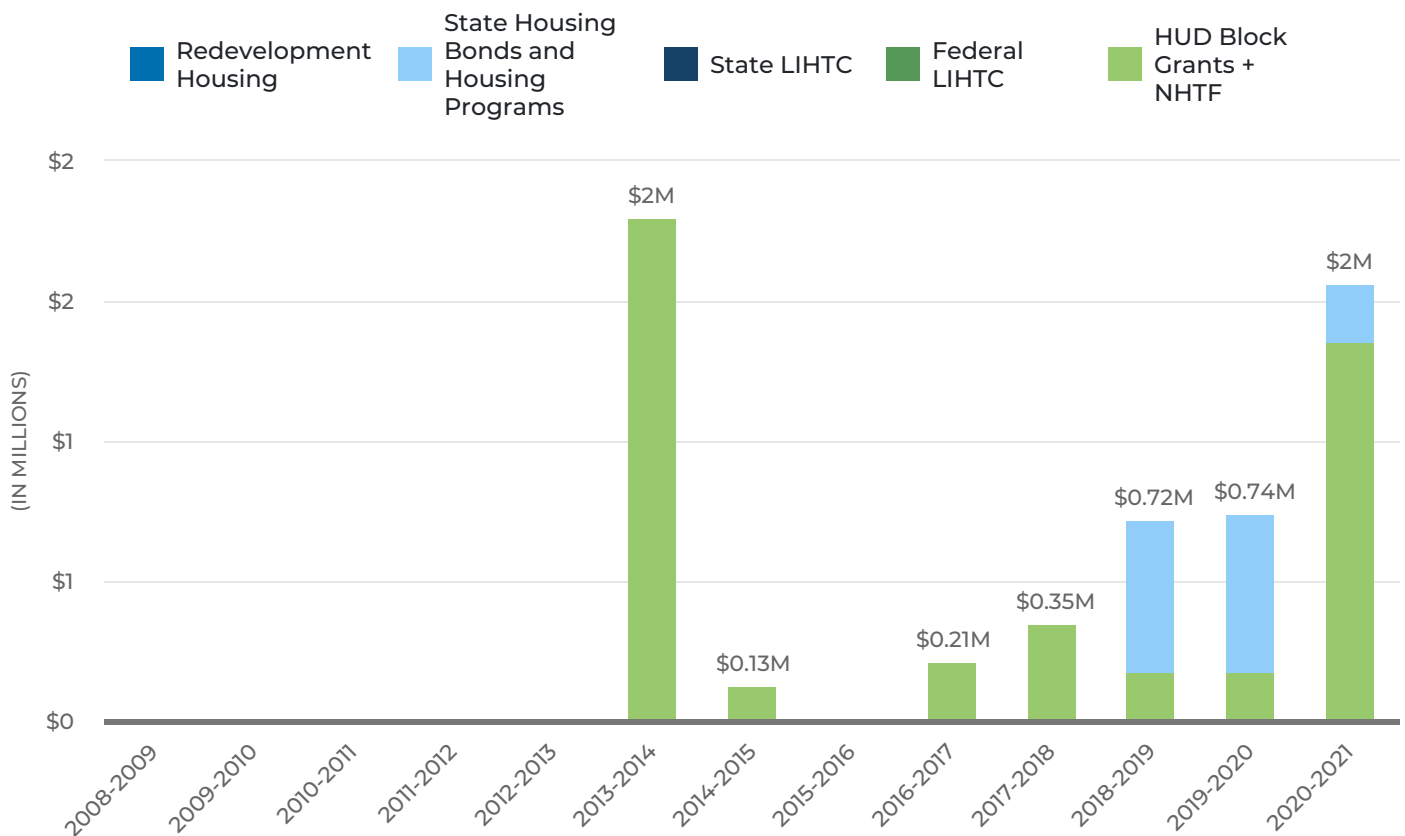
## PROGRESS TOWARDS RHNA

Progress of Inyo County jurisdictions towards 5th cycle Regional Housing Needs Allocation production goals for all income groups (2020 APR data).



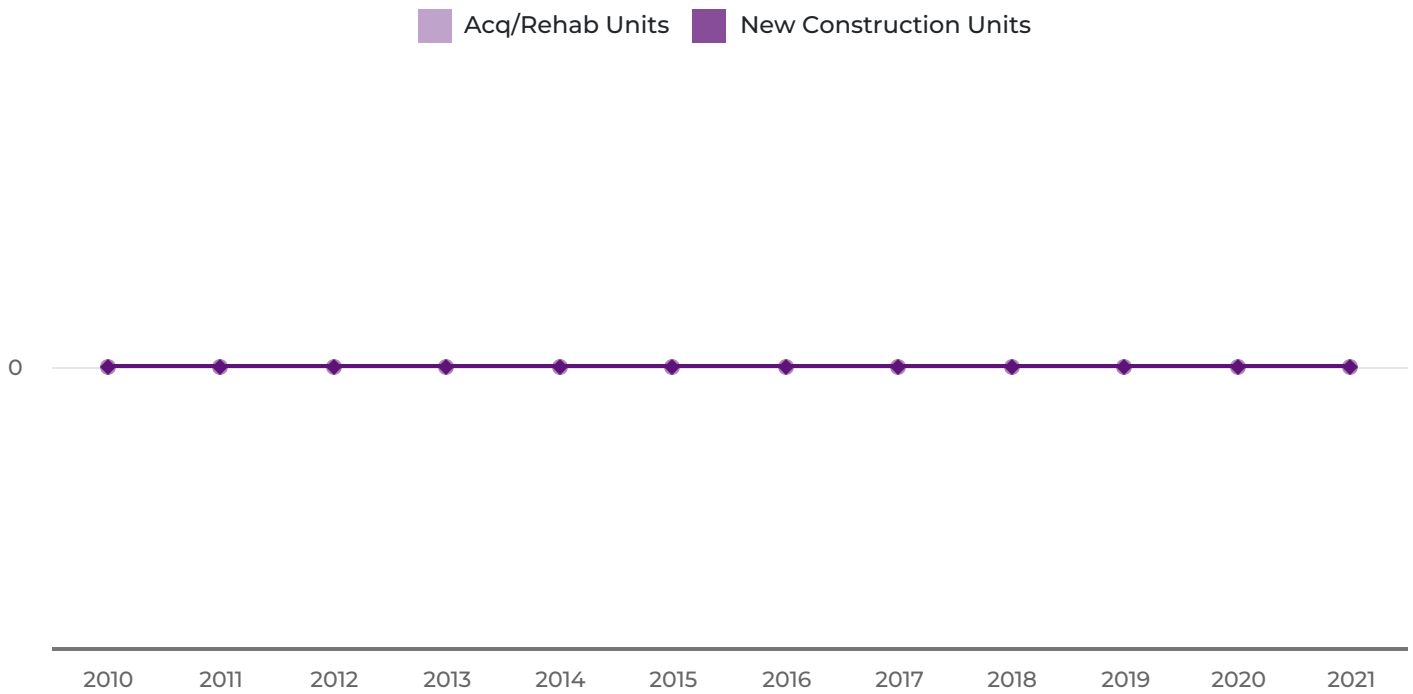
## STATE & FEDERAL FUNDING

State and federal funding for housing production and preservation in Inyo County is \$2 million, a **111% increase** from the year prior.



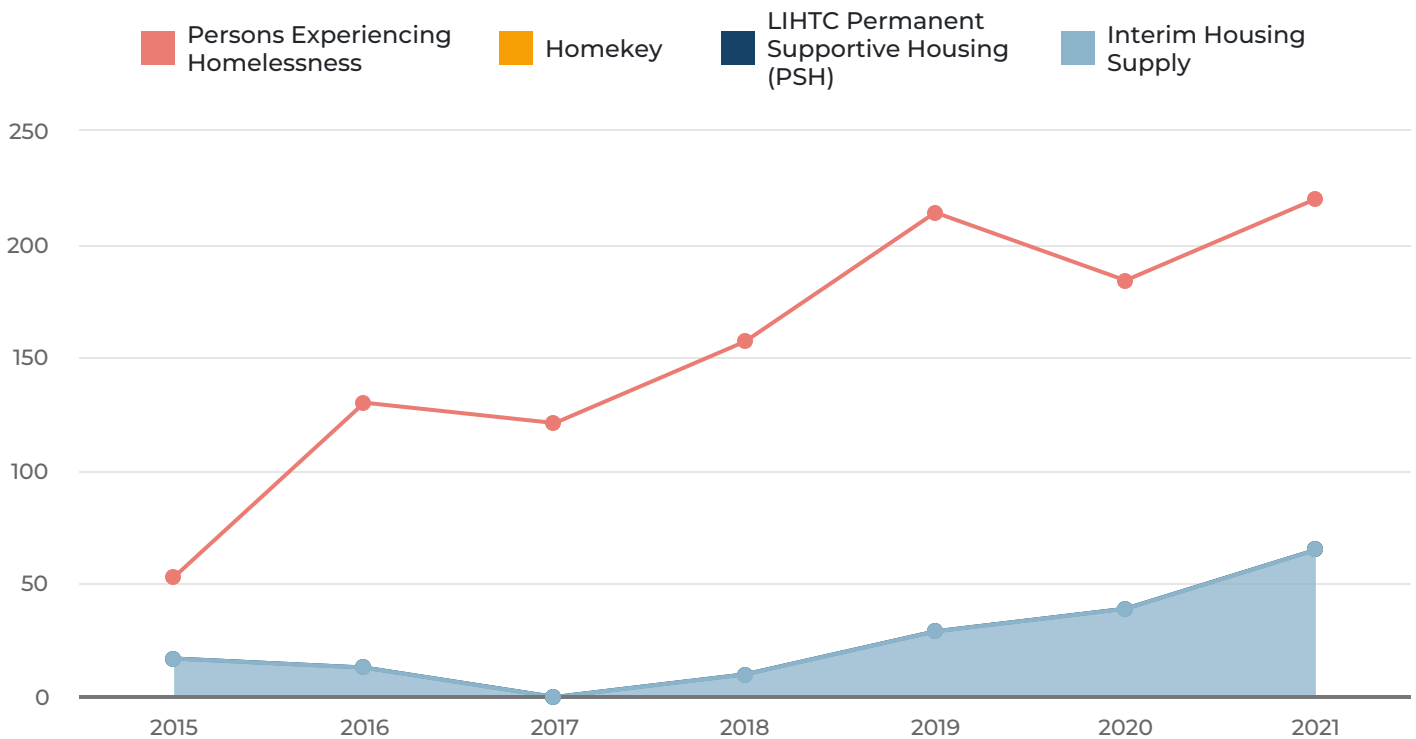
## LIHTC PRODUCTION AND PRESERVATION

There was no Low-Income Housing Tax Credit production or preservation in Inyo County in 2020 or 2021.



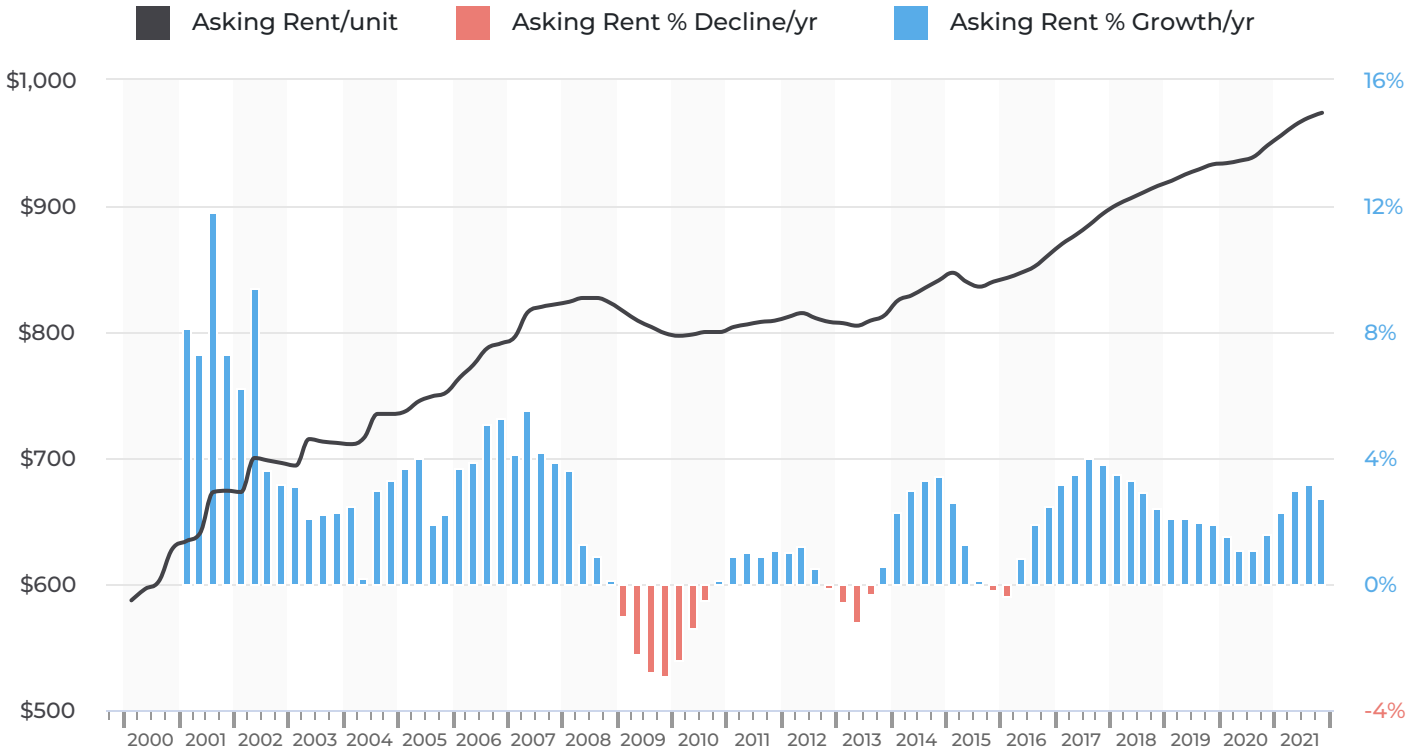
## HOUSING FOR PERSONS EXPERIENCING HOMELESSNESS

The interim and permanent housing supply available in Inyo County in 2021 for persons experiencing homelessness was **65 beds**.



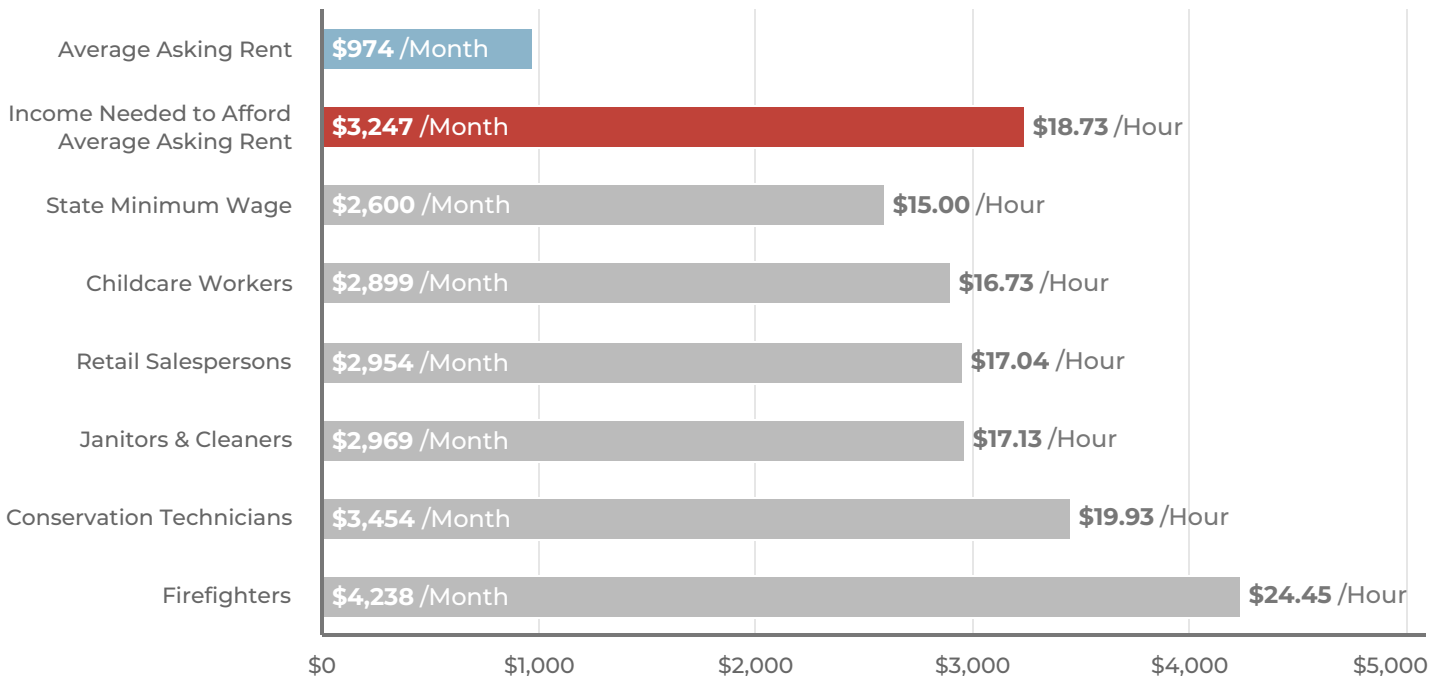
## ASKING RENT TRENDS

Asking rents in Inyo County **increased by 2.7%** between Q4 2020 and Q4 2021.



## WHO CAN AFFORD TO RENT

Renters need to earn **1.2 times** minimum wage to afford the average asking rent in Inyo County.



## HOW POLICYMAKERS CAN HELP

1. INVEST IN OUR VALUES
2. PROMOTE FAIRNESS
3. PROTECT PEOPLE
4. REIMAGINE GROWTH
5. CREATE EFFICIENCY & ACCOUNTABILITY



## Roadmap Home 2030

Learn more: [roadmaphome2030.org](https://roadmaphome2030.org)

## DATA SOURCES & NOTES

### PROGRESS TOWARDS RHNA

California Department of Housing and Community Development (HCD) 5th Cycle Annual Progress Report Permit Summary, July 2021.

### FUNDING FOR HOUSING

California Housing Partnership analysis of HCD Program Awards and Annual Reports, U.S. Department of Housing and Urban Development (HUD) CPD Appropriations Budget Reports, California Housing Finance Agency (CalHFA) Mixed Income Program, California Business, Consumer Services and Housing Agency (BCHS) Program Reports, California Strategic Growth Council (SGC) Affordable Housing Sustainable Communities Program, and federal and state Low-Income Housing Tax Credits (LIHTC).

### LIHTC PRODUCTION AND PRESERVATION

California Housing Partnership's Preservation Database, February 2022. Please note that this data does not include manager units or market rate units created through the LIHTC program.

### HOUSING FOR PERSONS EXPERIENCING HOMELESSNESS

HUD Point-in-Time (PIT) Housing Inventory Count (HIC) reports, 2013–2021. California Housing Partnership's Preservation Database, February 2022.

### ASKING RENT TRENDS

CoStar Group average asking rent for two-bedroom apartments (accessed January 2022).

**Data is only one part of the story.** To find out more about proposed solutions, contact us ([chpc.net/contact](https://chpc.net/contact)) or reach out to our local/regional partners ([chpc.net/advocacy-partners](https://chpc.net/advocacy-partners)).

This report was produced by the California Housing Partnership | [chpc.net](https://chpc.net)

Lead Researcher: Danielle M. Mazzella, Senior Research Manager

ALL CALIFORNIA COUNTIES: [chpc.net/publications/housing-need-reports](https://chpc.net/publications/housing-need-reports)



**California Housing Partnership**

California's Experts on Affordable Housing Finance, Advocacy & Policy