

TEHAMA COUNTY 2023 Affordable Housing Needs Report

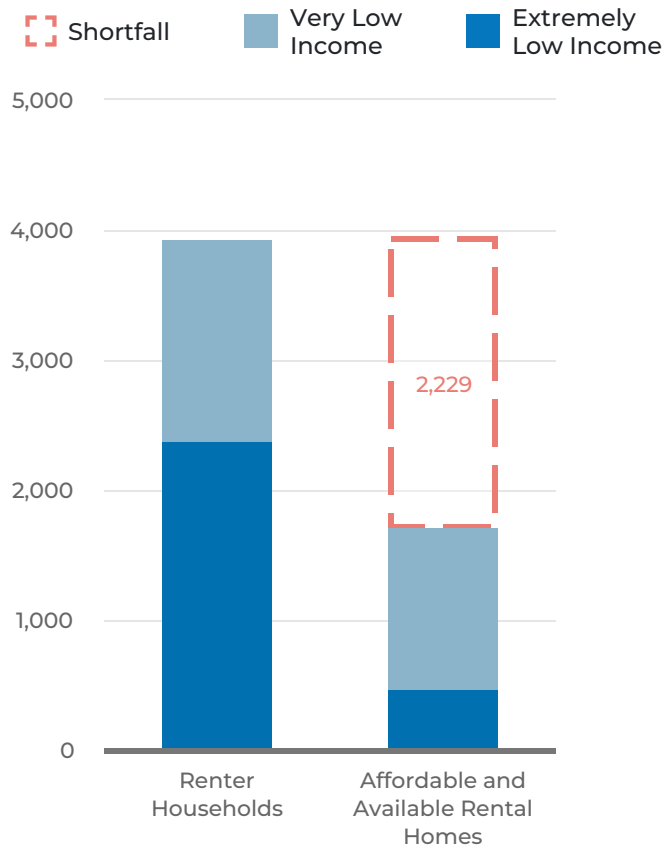


KEY FINDINGS

- Renters in Tehama County need to earn \$18.33 per hour - **1.2 times** the state minimum wage - to afford the average monthly asking rent of \$953.
- **2,229** low-income renter households in Tehama County do not have access to an affordable home.
- State and federal funding for housing production and preservation in Tehama County is \$9 million, a **44% decrease** from the year prior.
- **89%** of extremely low-income households in Tehama County are paying more than half of their income on housing costs compared to 0% of moderate-income households.
- In 2022 in Tehama County, there were only **366 beds** available in the interim and permanent housing supply for persons experiencing homelessness.

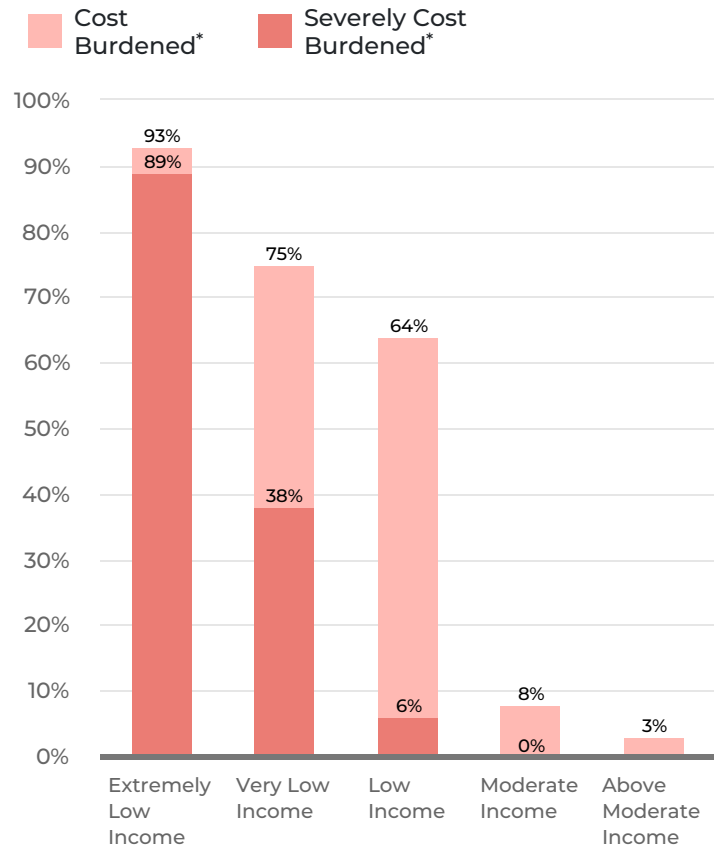
AFFORDABLE RENTAL HOMES

2,229 low-income renter households in Tehama County do not have access to an affordable home.



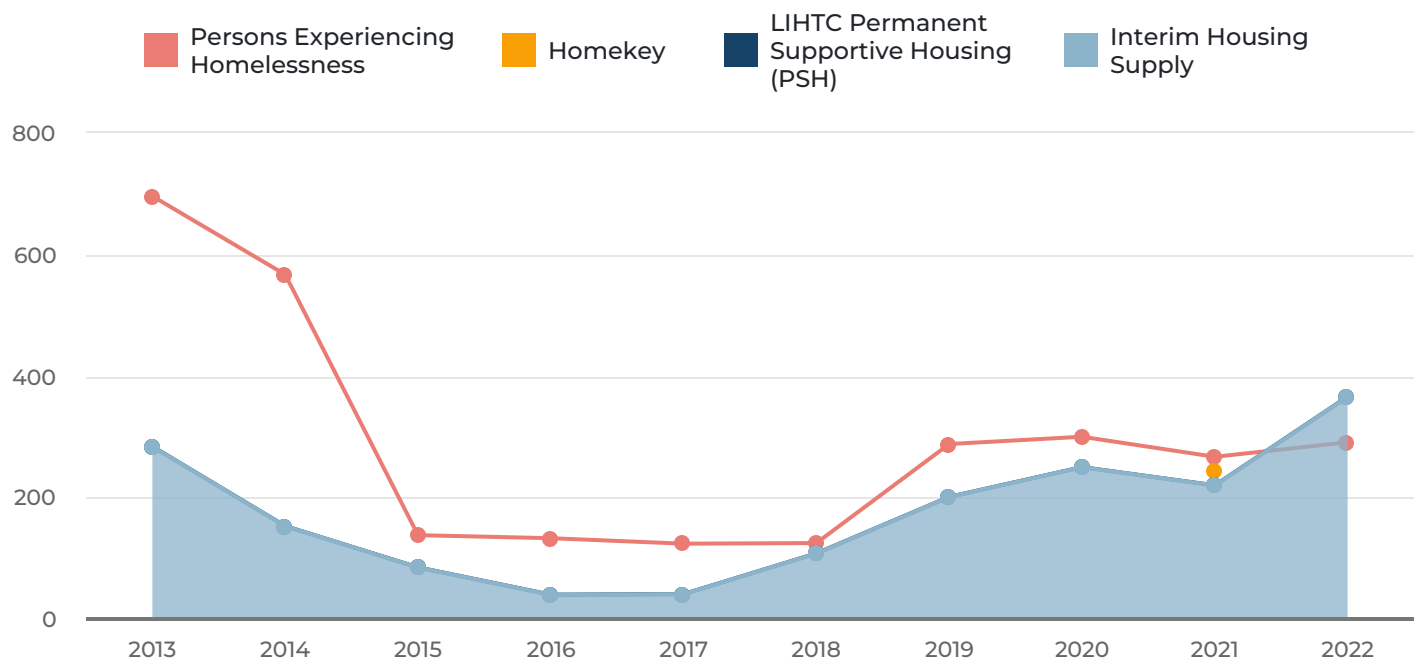
COST BURDENED HOUSEHOLDS

89% of ELI households in Tehama County are paying more than half of their income on housing costs compared to 0% of moderate-income households.



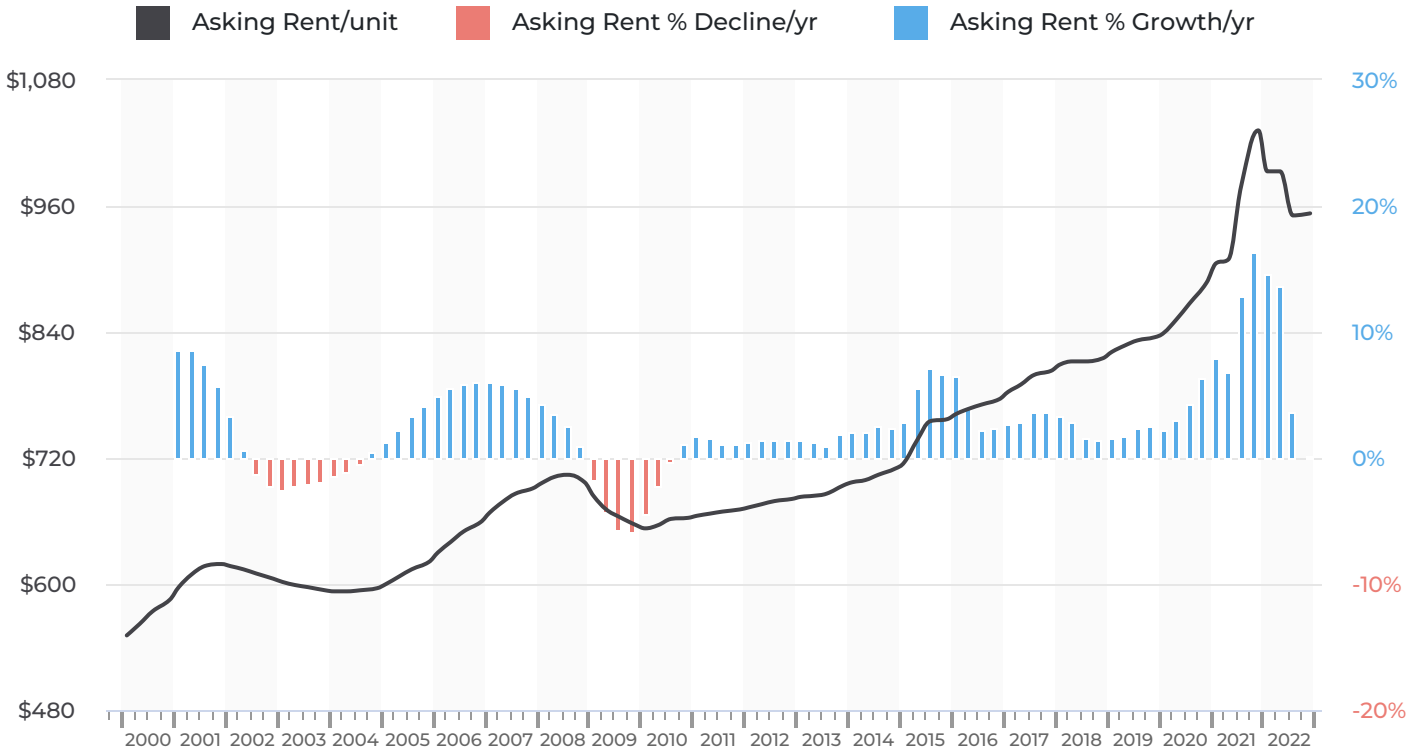
HOUSING FOR PERSONS EXPERIENCING HOMELESSNESS

In 2022 in Tehama County, there were only **366 beds** available in the interim and permanent housing supply for persons experiencing homelessness.



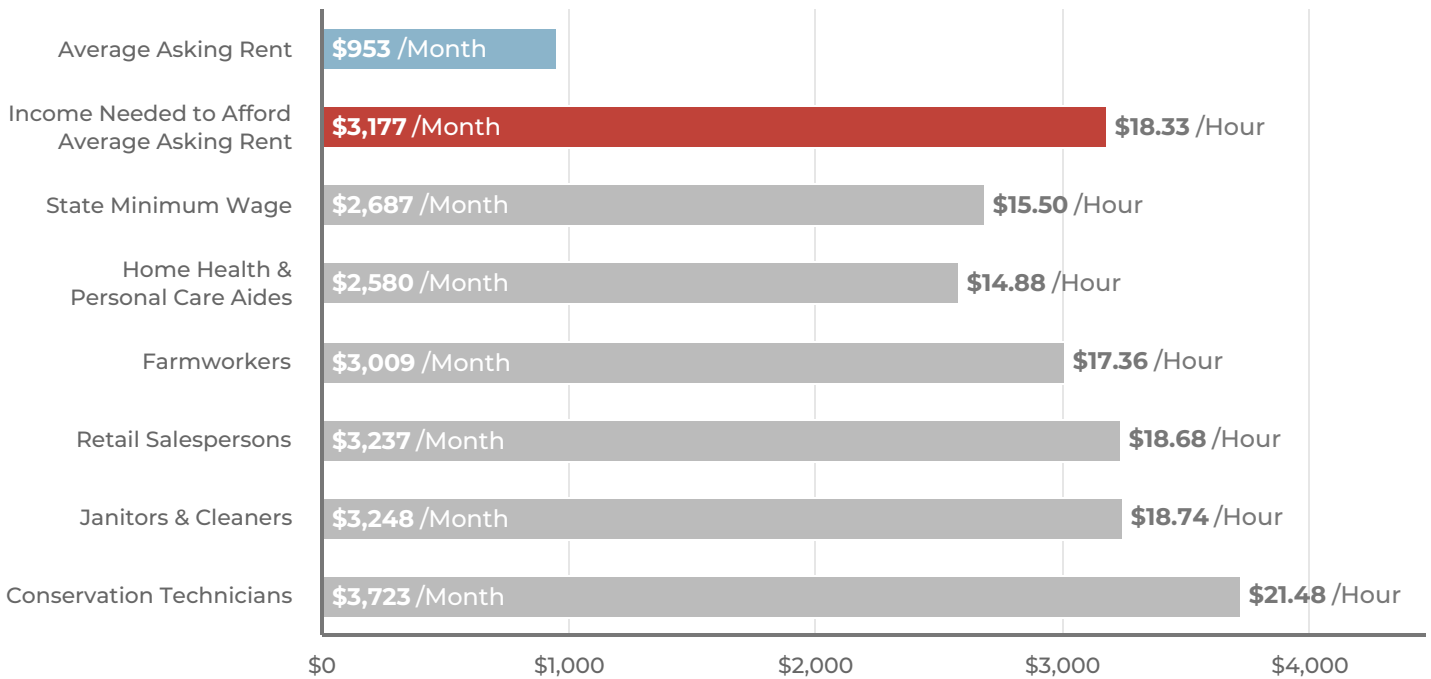
ASKING RENT TRENDS

Asking rents in Tehama County **increased by 0.2%** between Q4 2021 and Q4 2022.



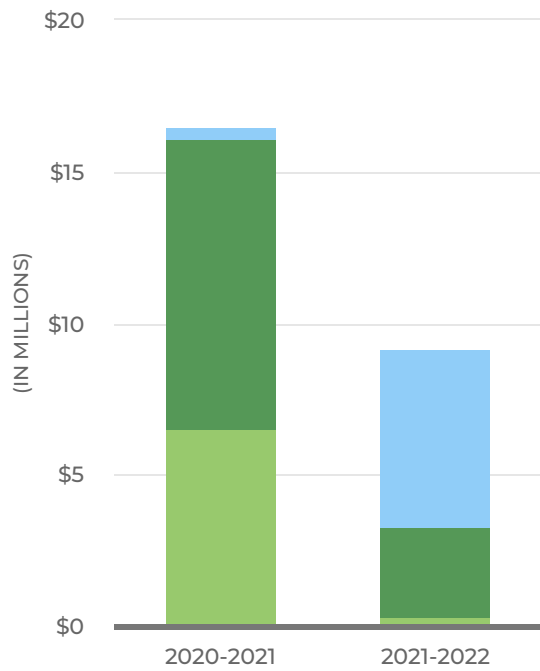
WHO CAN AFFORD TO RENT

Renters need to earn **1.2 times** the minimum wage to afford the average asking rent in Tehama County.



STATE & FEDERAL FUNDING

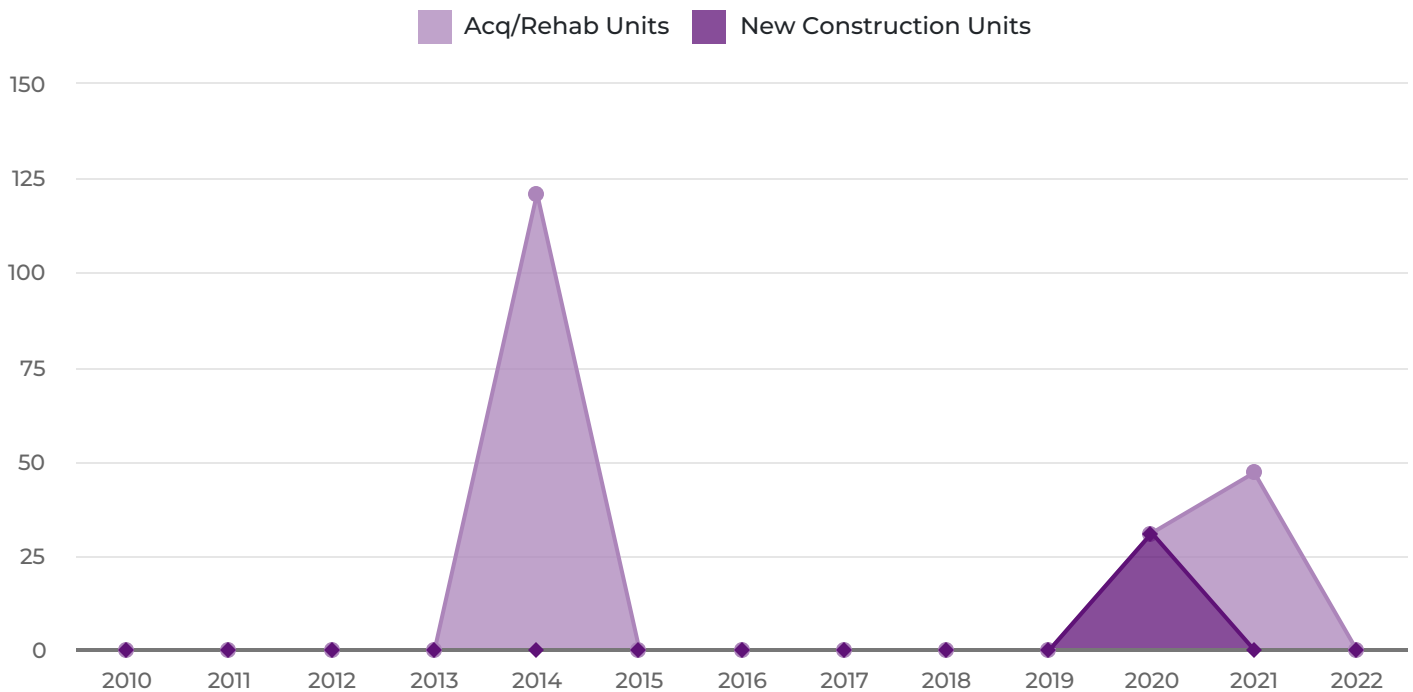
State and federal funding for housing production and preservation in Tehama County is \$9 million, a **44% decrease** from the year prior.



FUNDING SOURCE	FY 2020-21	FY 2021-22	% CHANGE
(in thousands)			
State Housing Bonds and Budget Allocations	\$394	\$5,870	1,391%
State LIHTC	\$0	\$0	--%
STATE TOTAL	\$394	\$5,870	1,391%
Federal LIHTC	\$9,598	\$2,997	-69%
HUD Block Grants + NHTF	\$6,528	\$326	-95%
FEDERAL TOTAL	\$16,125	\$3,323	-79%

LIHTC PRODUCTION AND PRESERVATION

Low-Income Housing Tax Credit production and preservation in Tehama County remained low in 2021 and 2022.



WHAT CAN STATE LEADERS DO TO HELP?

Solving California's affordable housing crisis requires a long-term, comprehensive, evidence-based set of policy solutions at scale, similar to those described in the [Roadmap Home 2030](#).

By pairing clear goals with synergistic policy and system-change strategies that can have an effect over time, the investments made today will bring about the outcomes many Californians have been longing for.



Roadmap Home 2030

The Roadmap provides a bold vision for solving California's affordable housing and homelessness challenges.

Learn more at roadmaphome2030.org

The Partnership supports a robust slate of 2023 legislative priorities on the State Policy page of chpc.net

DATA SOURCES & NOTES

AFFORDABLE RENTAL HOMES

California Housing Partnership analysis of 2021 1-year American Community Survey (ACS) Public Use Microdata Sample (PUMS) data with HUD income levels. Methodology was adapted from NLIHC gap methodology.

COST BURDENED HOUSEHOLDS

California Housing Partnership analysis of 2021 1-year American Community Survey (ACS) Public Use Microdata Sample (PUMS) data with HUD income levels. Methodology was adapted from NLIHC gap methodology. *Cost burdened households spend 30% or more of their income towards housing costs. Severely cost burdened households spend more than 50%.

HOUSING FOR PERSONS EXPERIENCING HOMELESSNESS

HUD Point-in-Time (PIT) Housing Inventory Count (HIC) reports, 2013–2022. California Housing Partnership's Preservation Database, April 2023.

ASKING RENT TRENDS

CoStar Group average asking rent for two-bedroom apartments (accessed March 2023).

WHO CAN AFFORD TO RENT

CoStar Group average asking rent for two bedroom as of March 2023. Bureau of Labor Statistics Average Annual Wage Data for California Occupations, 2022.

FUNDING FOR HOUSING

California Housing Partnership analysis of HCD Program Awards and Annual Reports, U.S. Department of Housing and Urban Development (HUD) CPD Appropriations Budget Reports, California Housing Finance Agency (CalHFA) Mixed Income Program, California Business, Consumer Services and Housing Agency (BCHS) Program Reports, California Strategic Growth Council (SGC) Affordable Housing Sustainable Communities Program, and federal and state Low-Income Housing Tax Credits (LIHTC).

LIHTC PRODUCTION AND PRESERVATION

California Housing Partnership's Preservation Database, April 2023. Please note that this data does not include manager units or market rate units created through the LIHTC program.

This report was produced by the California Housing Partnership | chpc.net

Lead Researcher: Danielle M. Mazzella, Senior Research Manager

ALL CALIFORNIA COUNTIES: chpc.net/publications/housing-need-reports



California Housing Partnership

California's Experts on Affordable Housing Finance, Advocacy & Policy