



ALPINE COUNTY 2025 Affordable Housing Needs Report



**California
Housing
Partnership**

*California's Experts on Affordable
Housing Finance, Advocacy & Policy*

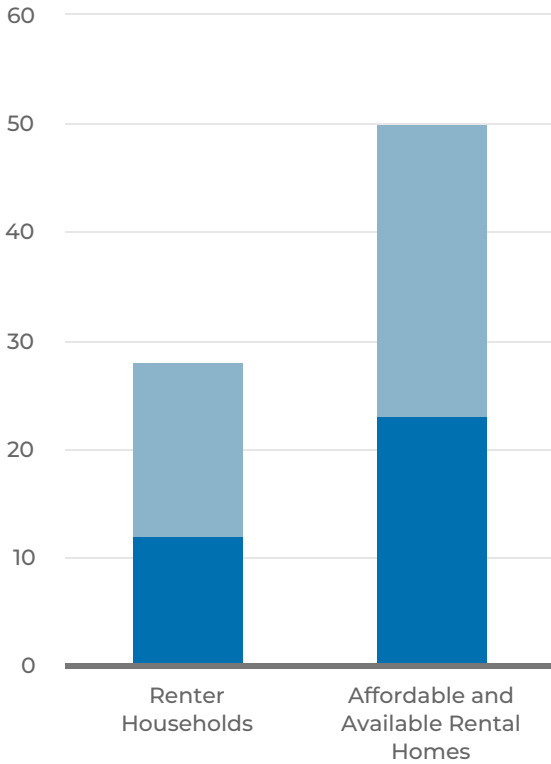
KEY FINDINGS

- Alpine County does not need more affordable rental homes to meet current demand.
- **78% of extremely low-income (ELI) households** in Alpine County are paying more than half of their income on housing costs compared to 2% of moderate-income households.
- State and federal funding for housing production and preservation in Alpine County is \$13,085, a **29% decrease** from the year prior.
- In 2024 in Alpine County, there were only **38 beds** available in the interim housing supply for persons experiencing homelessness.
- Renters in Alpine County need to earn \$22.77 per hour - **1.4 times** the state minimum wage - to afford the average monthly asking rent of \$1,184.

AFFORDABLE RENTAL HOMES

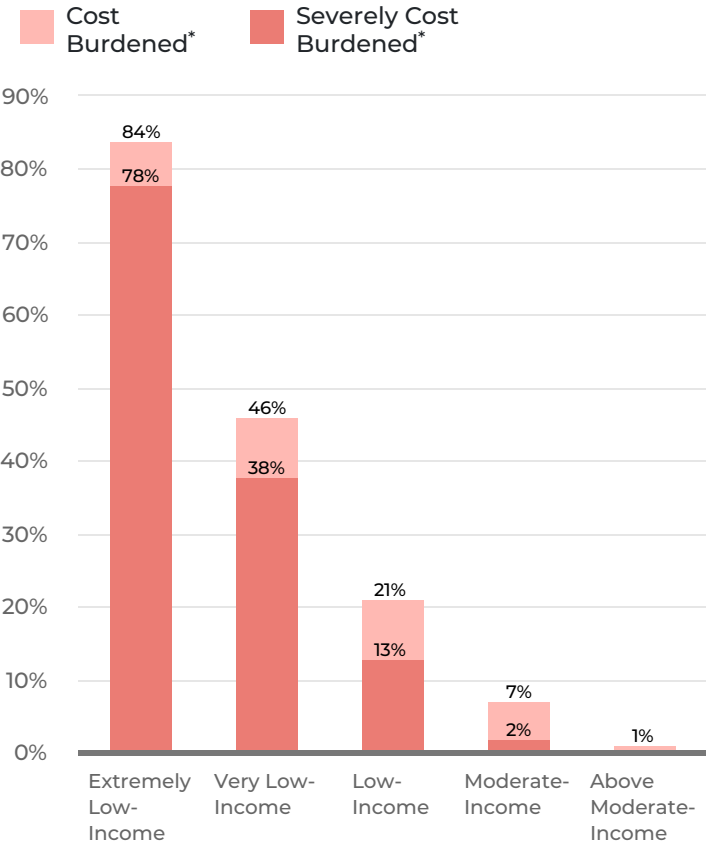
Alpine County does not need more affordable rental homes to meet current demand (2023).

▣ Shortfall
 ▣ Very Low-Income
 ▣ Extremely Low-Income



COST BURDENED HOUSEHOLDS

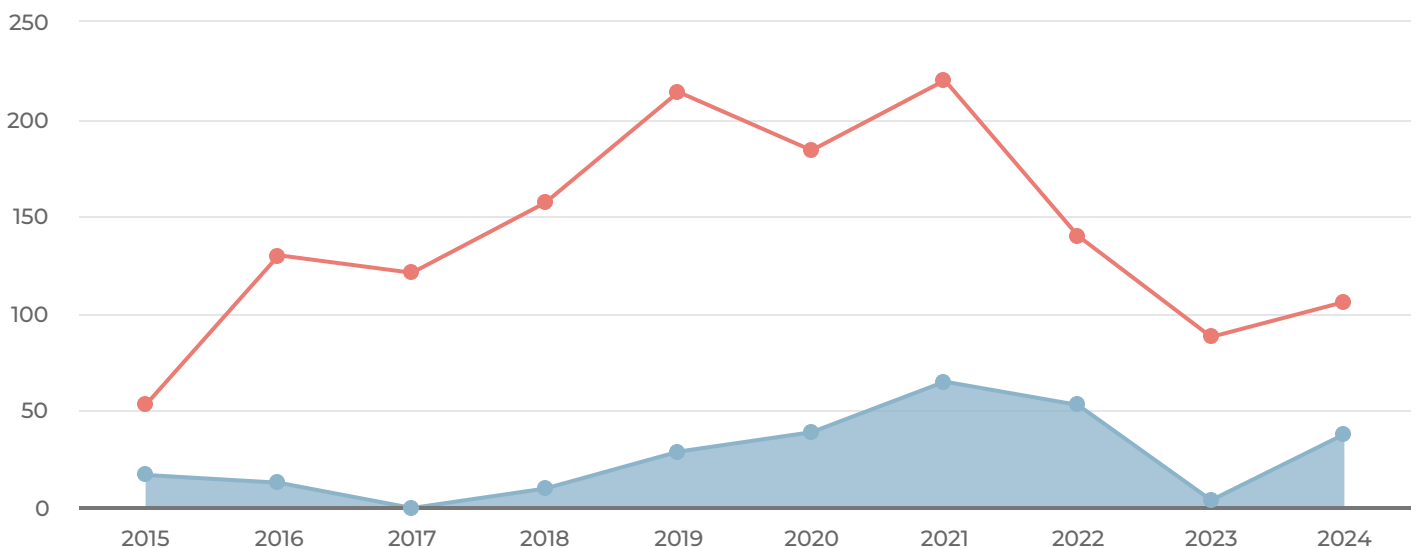
78% of ELI households in Alpine County are paying more than half of their income on housing costs compared to 2% of moderate-income households (2023).



HOUSING FOR PERSONS EXPERIENCING HOMELESSNESS

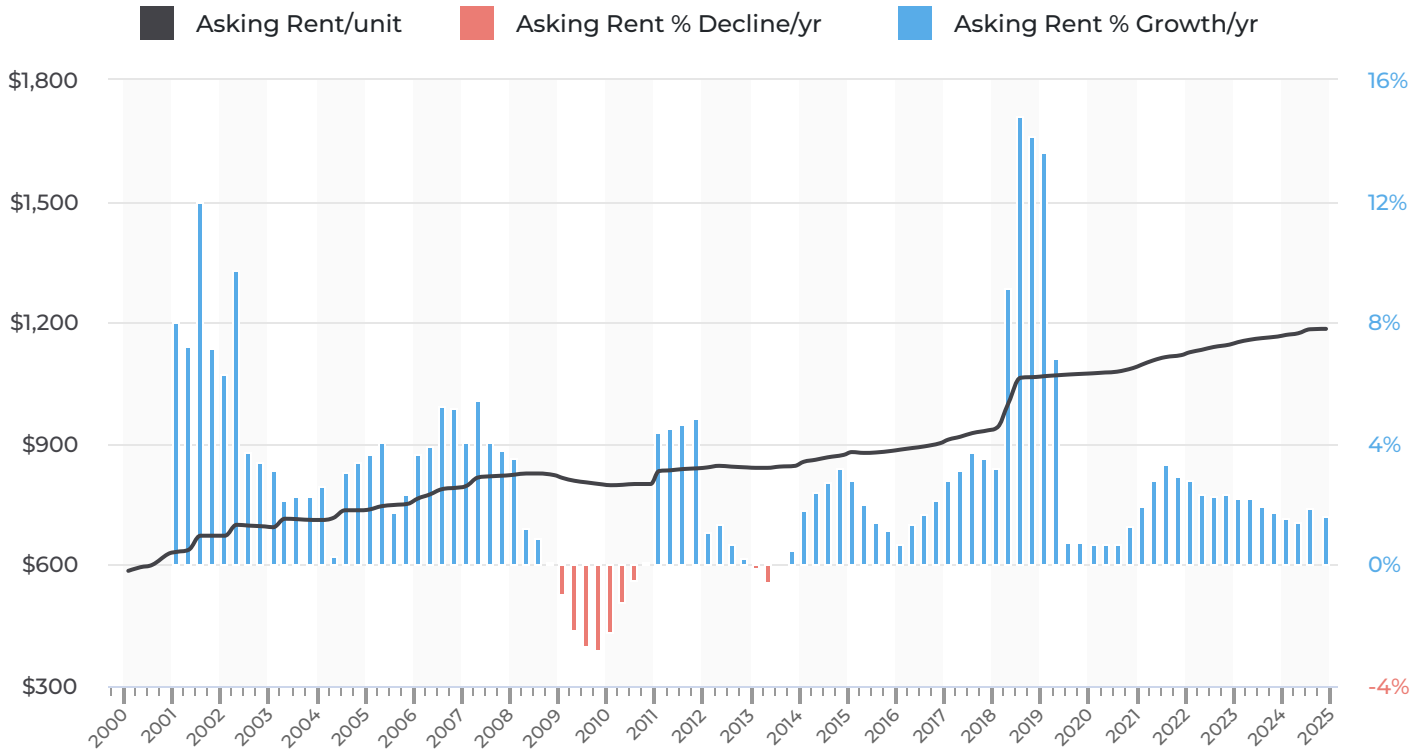
In 2024 in Alpine County, there were only **38 beds** available in the interim housing supply for persons experiencing homelessness.

▣ Persons Experiencing Homelessness
 ▣ Interim Housing Supply



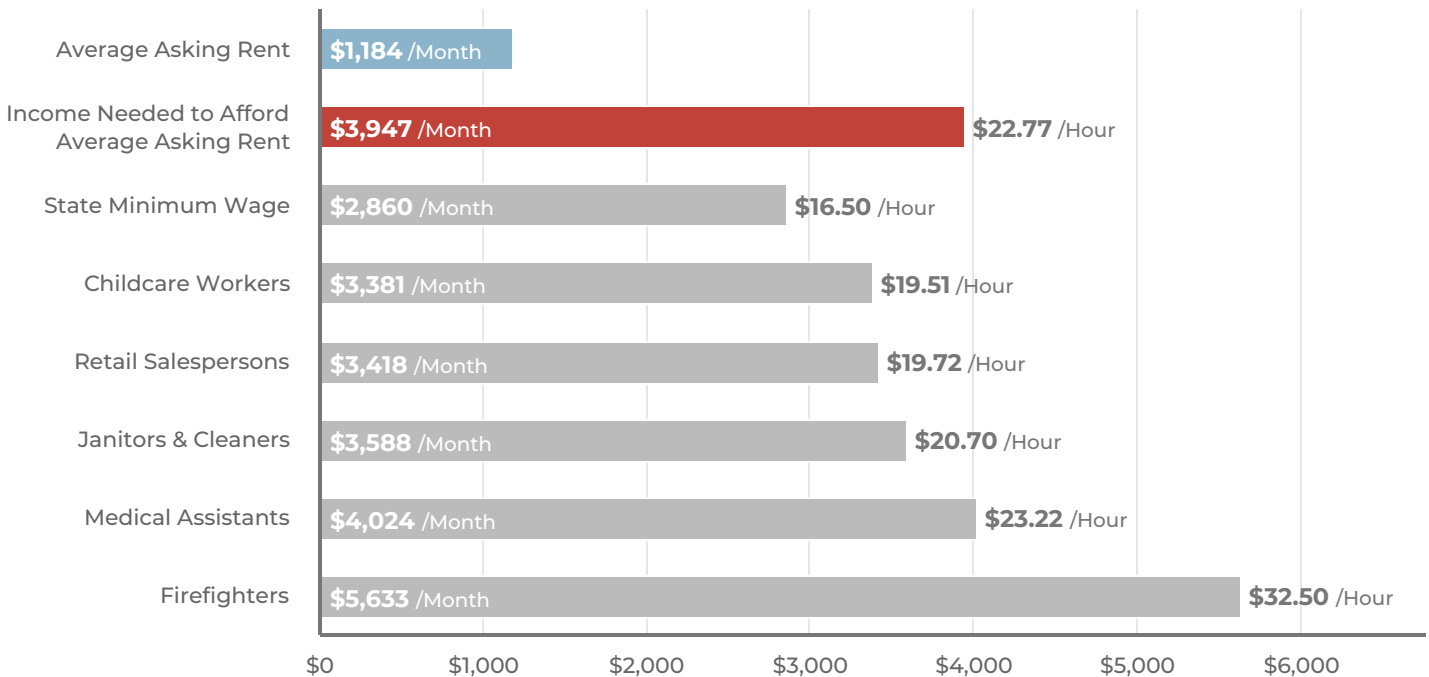
ASKING RENT TRENDS

Asking rents in Alpine County have **increased by 10.3% (\$111)** between Q4 2019 and Q4 2024.



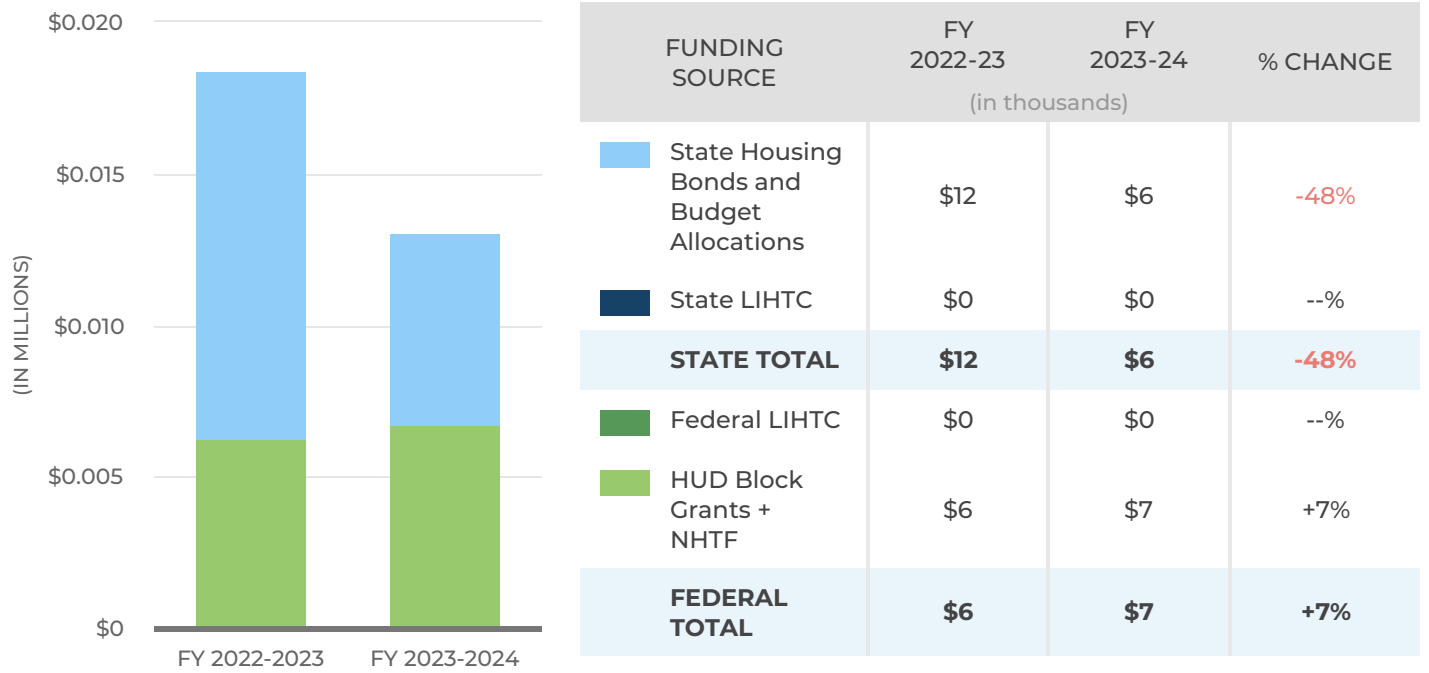
WHO CAN AFFORD TO RENT

Renters need to earn **1.4 times** the minimum wage to afford the average asking rent in Alpine County.



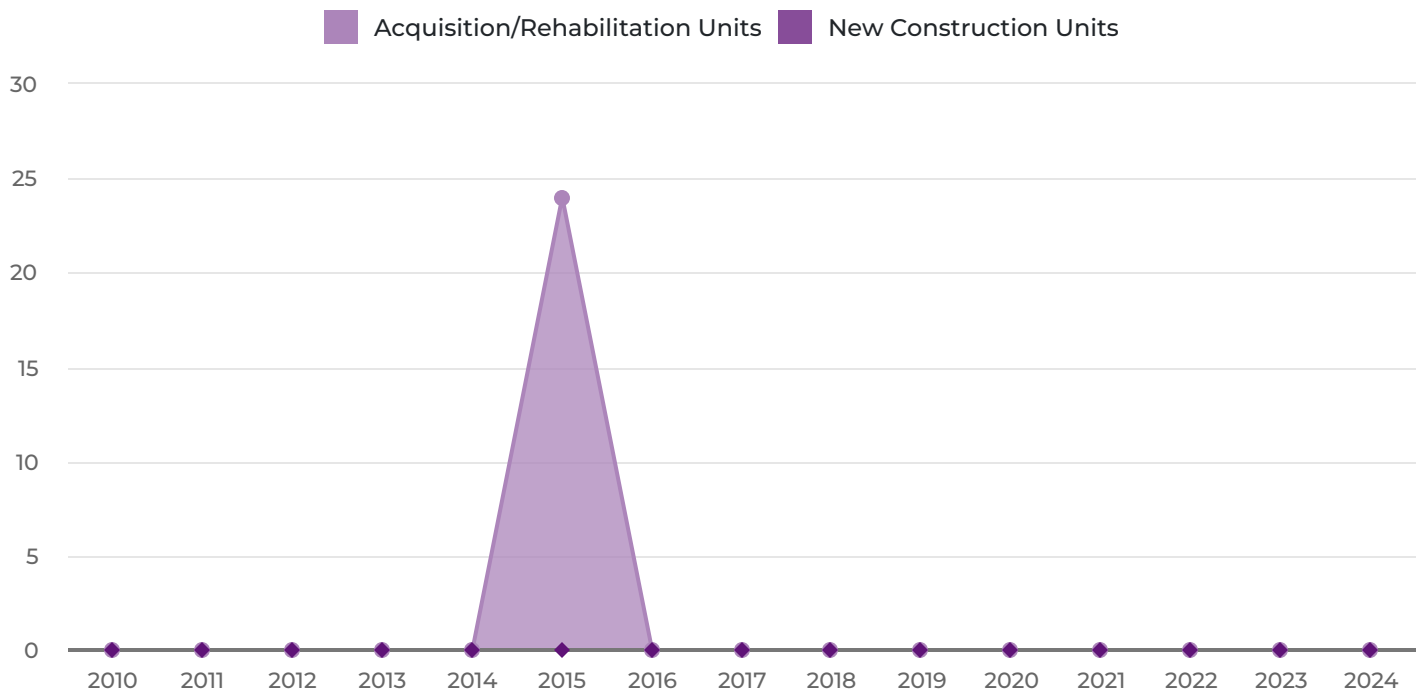
STATE & FEDERAL FUNDING

State and federal funding for housing production and preservation in Alpine County is \$13,085, a **29% decrease** from the year prior.



LIHTC PRODUCTION AND PRESERVATION

There was no Low-Income Housing Tax Credit production and preservation in Alpine County in 2023 or 2024.



WHAT CAN STATE LEADERS DO TO HELP?

Solving California's affordable housing crisis requires a long-term, comprehensive, evidence-based set of policy solutions at scale, similar to those described in the [Roadmap Home 2030](#).

By pairing clear goals with synergistic policy and system-change strategies that can have an effect over time, the investments made today will bring about the outcomes many Californians have been longing for.



Roadmap Home 2030

The Roadmap provides a bold vision for solving California's affordable housing and homelessness challenges.

Learn more at roadmaphome2030.org

The Partnership supports a robust slate of 2025 legislative priorities on the State Policy page of chpc.net

DATA SOURCES & NOTES

AFFORDABLE RENTAL HOMES

California Housing Partnership analysis of 2022 and 2023 1-year American Community Survey (ACS) Public Use Microdata Sample (PUMS) data with HUD income levels. Methodology was adapted from NLIHC gap methodology.

COST BURDENED HOUSEHOLDS

California Housing Partnership analysis of 2022 and 2023 1-year American Community Survey (ACS) Public Use Microdata Sample (PUMS) data with HUD income levels. Methodology was adapted from NLIHC gap methodology.

*Cost burdened households spend 30% or more of their income towards housing costs. Severely cost burdened households spend more than 50%.

HOUSING FOR PERSONS EXPERIENCING HOMELESSNESS

HUD Point-in-Time (PIT) Housing Inventory Count (HIC) reports, 2013–2024. California Housing Partnership's Preservation Database, March 2025.

ASKING RENT TRENDS

CoStar Group average asking rent for two-bedroom apartments (accessed February 2025).

WHO CAN AFFORD TO RENT

CoStar Group average asking rent for two bedroom as of February 2025. Bureau of Labor Statistics (BLS) Occupational Employment and Wage Statistics (OES) for California Occupations, 2024.

FUNDING FOR HOUSING

California Housing Partnership analysis of HCD Program Awards and Annual Reports, U.S. Department of Housing and Urban Development (HUD) CPD Appropriations Budget Reports, California Housing Finance Agency (CalHFA) Mixed Income Program, California Business, Consumer Services and Housing Agency (BCHS) Program Reports, California Strategic Growth Council (SGC) Affordable Housing Sustainable Communities Program, and federal and state Low-Income Housing Tax Credits (LIHTC).

LIHTC PRODUCTION AND PRESERVATION

California Housing Partnership's Preservation Database, April 2025. Please note that this data does not include manager units or market rate units created through the LIHTC program.

This report was produced by the California Housing Partnership | chpc.net

Lead Researcher: Ray McPherson, Senior Research Associate

ALL CALIFORNIA COUNTIES: chpc.net/publications/housing-need-reports



California Housing Partnership

California's Experts on Affordable Housing Finance, Advocacy & Policy