



# NEVADA COUNTY 2024 Affordable Housing Needs Report



**California  
Housing  
Partnership**

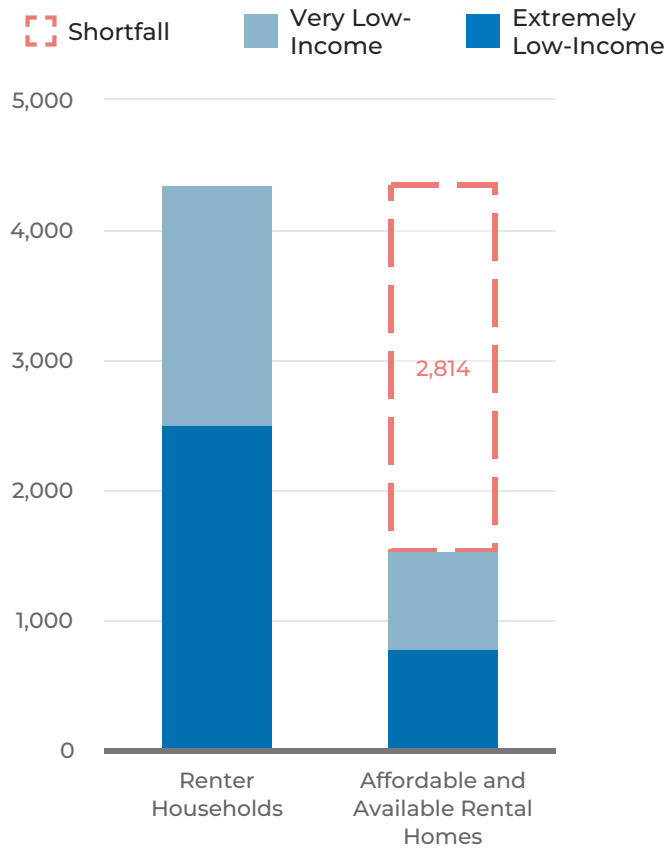
*California's Experts on Affordable  
Housing Finance, Advocacy & Policy*

## KEY FINDINGS

- **2,814 low-income renter households** in Nevada County do not have access to an affordable home.
- State and federal funding for housing production and preservation in Nevada County is \$3 million, an **82% decrease** from the year prior.
- **69% of extremely low-income (ELI) households** in Nevada County are paying more than half of their income on housing costs compared to 1% of moderate-income households.
- In 2023 in Nevada County, there were only **386 beds** available in the interim and permanent housing supply for persons experiencing homelessness.
- Renters in Nevada County need to earn \$25.14 per hour - **1.6 times** the state minimum wage - to afford the average monthly asking rent of \$1,307.

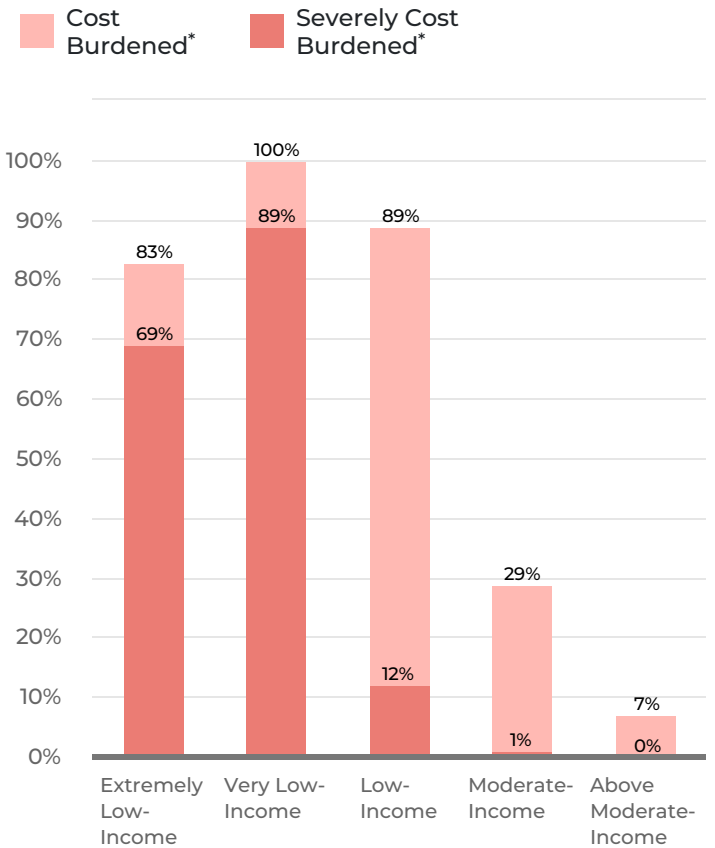
## AFFORDABLE RENTAL HOMES

**2,814 low-income renter households** in Nevada County do not have access to an affordable home (PUMS 2021).



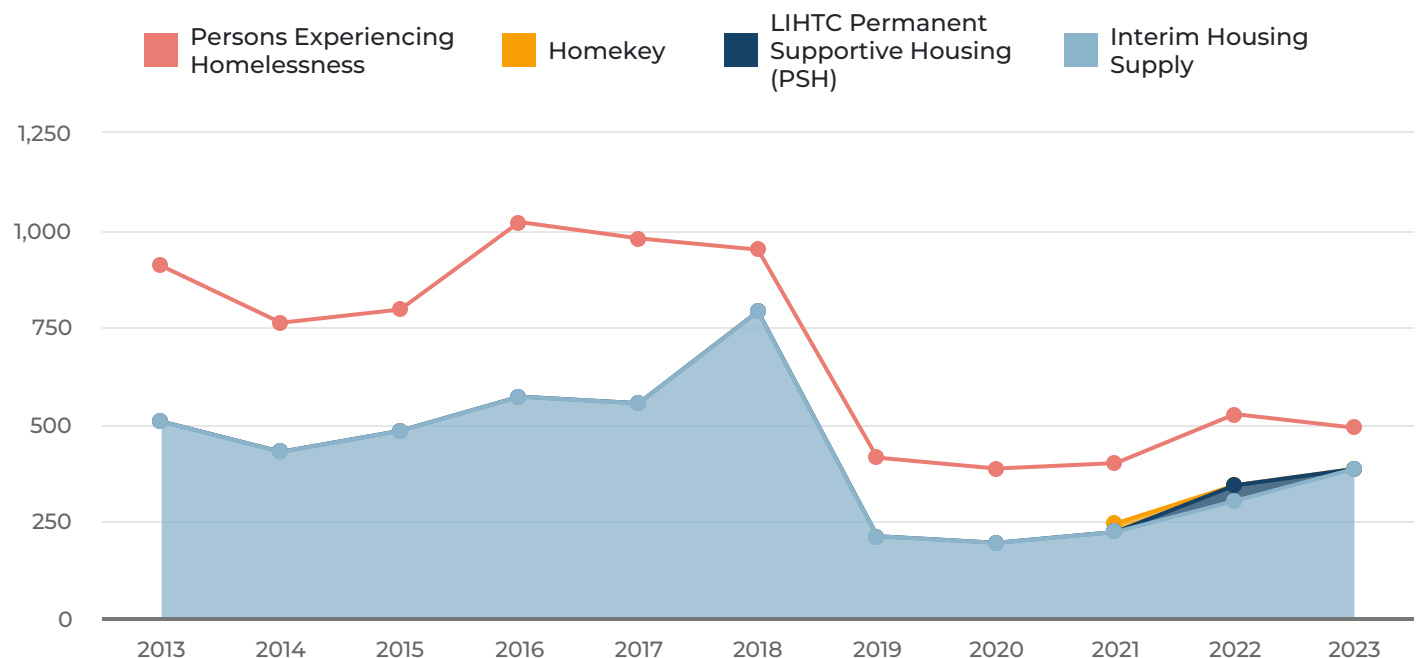
## COST BURDENED HOUSEHOLDS

**69% of ELI households** in Nevada County are paying more than half of their income on housing costs compared to 1% of moderate-income households (PUMS 2021).



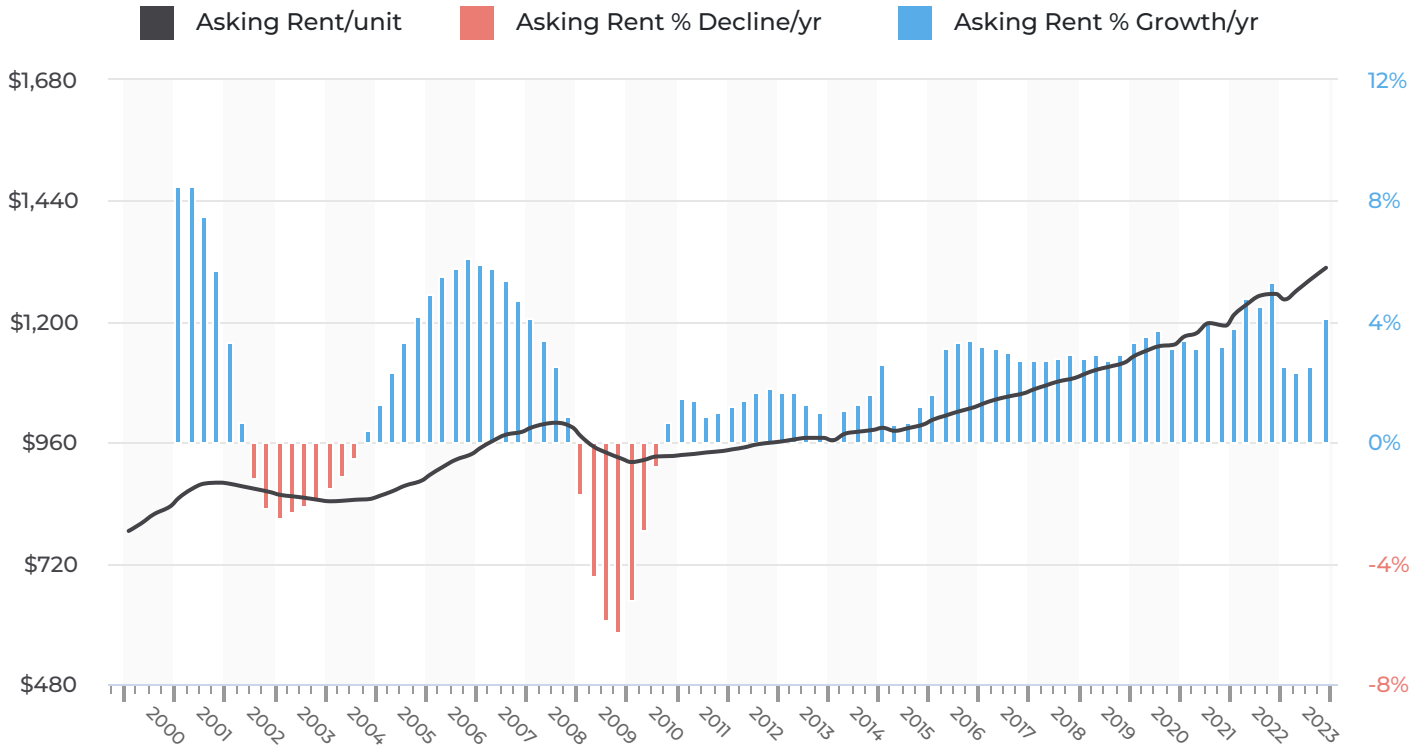
## HOUSING FOR PERSONS EXPERIENCING HOMELESSNESS

In 2023 in Nevada County, there were only **386 beds** available in the interim and permanent housing supply for persons experiencing homelessness.



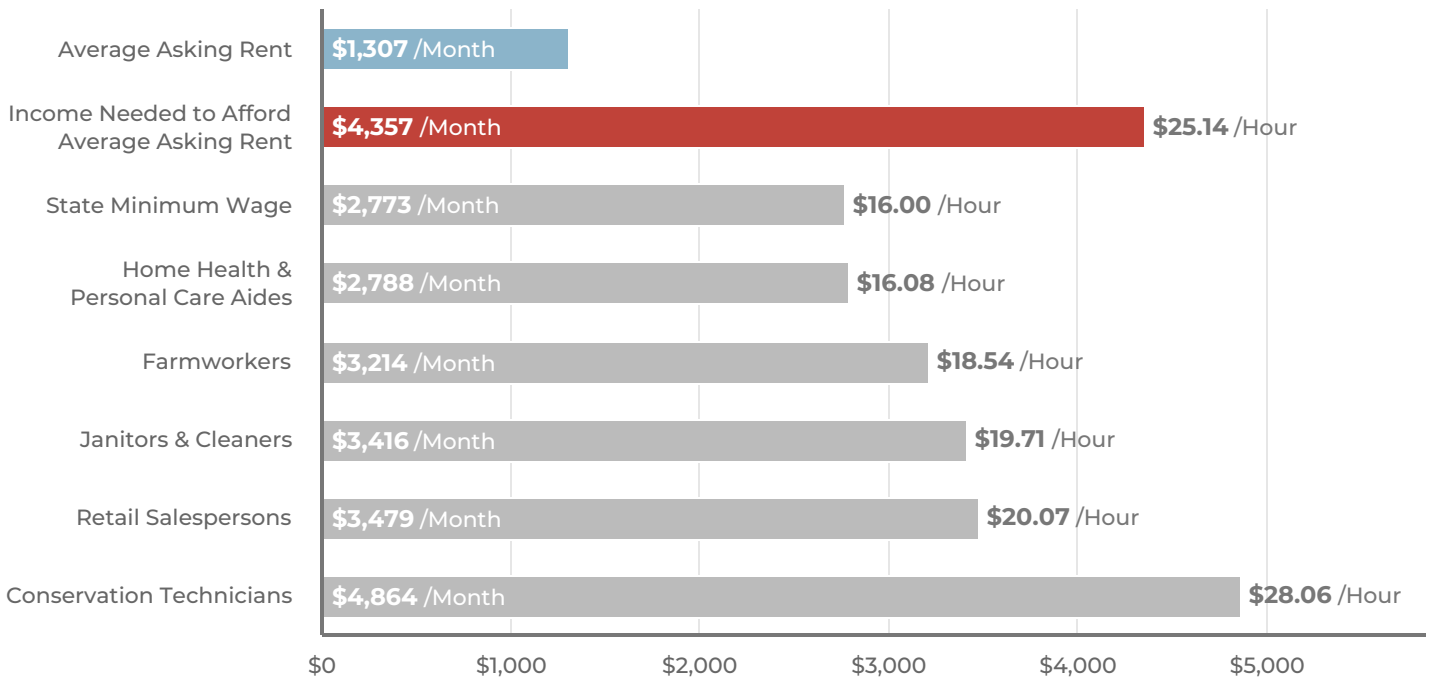
## ASKING RENT TRENDS

Asking rents in Nevada County **increased by 4.1%** between Q4 2022 and Q4 2023.



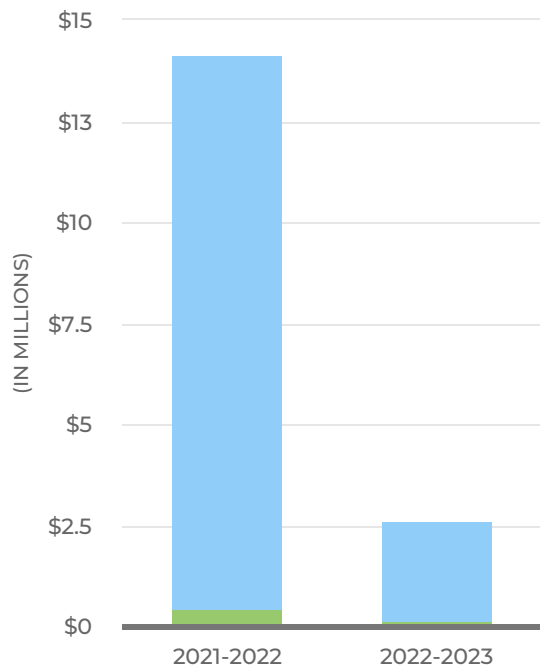
## WHO CAN AFFORD TO RENT

Renters need to earn **1.6 times** the minimum wage to afford the average asking rent in Nevada County.



## STATE & FEDERAL FUNDING

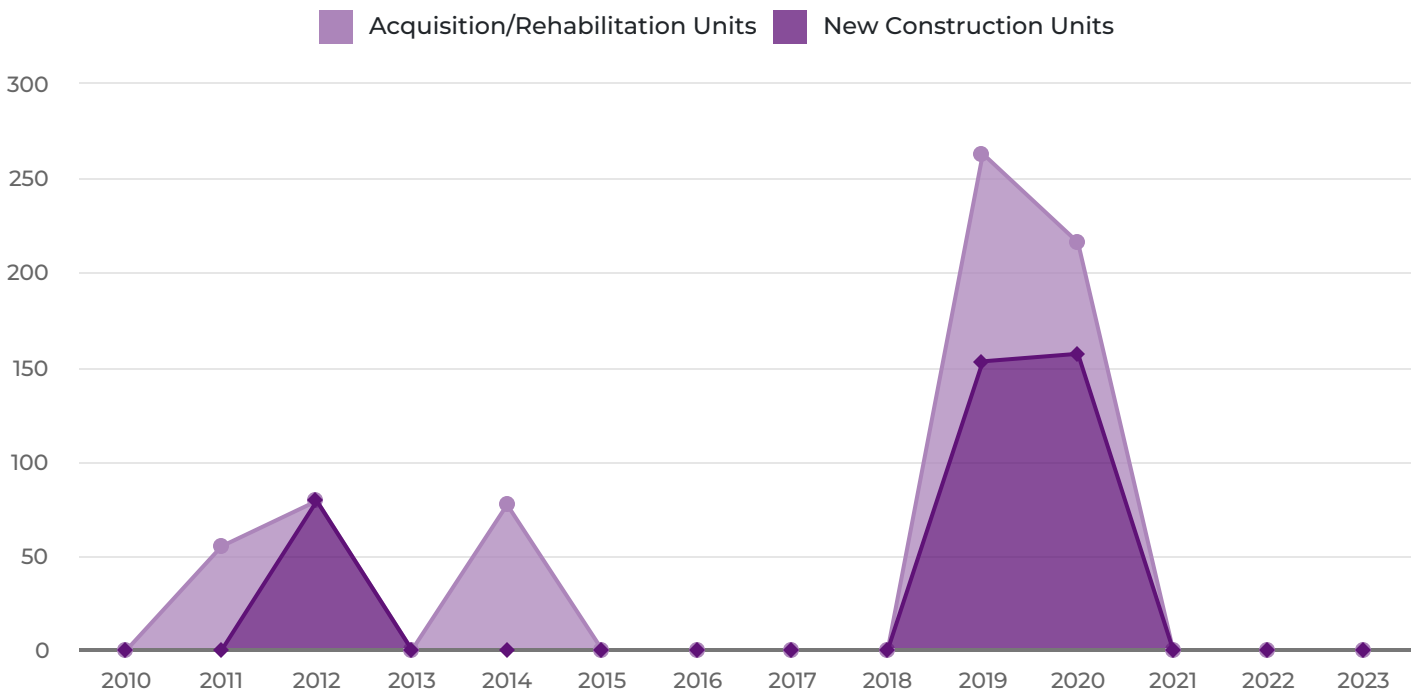
State and federal funding for housing production and preservation in Nevada County is \$3 million, an **82% decrease** from the year prior.



FUNDING SOURCE	FY 2021-22	FY 2022-23	% CHANGE
(in thousands)			
State Housing Bonds and Budget Allocations	\$13,711	\$2,468	-82%
State LIHTC	\$0	\$0	--%
<b>STATE TOTAL</b>	<b>\$13,711</b>	<b>\$2,468</b>	<b>-82%</b>
Federal LIHTC	\$0	\$0	--%
HUD Block Grants + NHTF	\$431	\$142	-67%
<b>FEDERAL TOTAL</b>	<b>\$431</b>	<b>\$142</b>	<b>-67%</b>

## LIHTC PRODUCTION AND PRESERVATION

There was no Low-Income Housing Tax Credit production and preservation in Nevada County in 2022 or 2023.



## WHAT CAN STATE LEADERS DO TO HELP?

Solving California's affordable housing crisis requires a long-term, comprehensive, evidence-based set of policy solutions at scale, similar to those described in the [Roadmap Home 2030](#).

By pairing clear goals with synergistic policy and system-change strategies that can have an effect over time, the investments made today will bring about the outcomes many Californians have been longing for.



## Roadmap Home 2030

The Roadmap provides a bold vision for solving California's affordable housing and homelessness challenges.

Learn more at [roadmaphome2030.org](https://roadmaphome2030.org)

*The Partnership supports a robust slate of 2024 legislative priorities on the State Policy page of [chpc.net](https://chpc.net)*

## DATA SOURCES & NOTES

### AFFORDABLE RENTAL HOMES

California Housing Partnership analysis of 2021 and 2022 1-year American Community Survey (ACS) Public Use Microdata Sample (PUMS) data with HUD income levels. Methodology was adapted from NLIHC gap methodology.

### COST BURDENED HOUSEHOLDS

California Housing Partnership analysis of 2021 and 2022 1-year American Community Survey (ACS) Public Use Microdata Sample (PUMS) data with HUD income levels. Methodology was adapted from NLIHC gap methodology. \*Cost burdened households spend 30% or more of their income towards housing costs. Severely cost burdened households spend more than 50%.

### HOUSING FOR PERSONS EXPERIENCING HOMELESSNESS

HUD Point-in-Time (PIT) Housing Inventory Count (HIC) reports, 2013–2023. California Housing Partnership's Preservation Database, March 2024.

### ASKING RENT TRENDS

CoStar Group average asking rent for two-bedroom apartments (accessed February 2024).

### WHO CAN AFFORD TO RENT

CoStar Group average asking rent for two bedroom as of February 2024. Bureau of Labor Statistics (BLS) Occupational Employment and Wage Statistics (OES) for California Occupations, 2023.

### FUNDING FOR HOUSING

California Housing Partnership analysis of HCD Program Awards and Annual Reports, U.S. Department of Housing and Urban Development (HUD) CPD Appropriations Budget Reports, California Housing Finance Agency (CalHFA) Mixed Income Program, California Business, Consumer Services and Housing Agency (BCHS) Program Reports, California Strategic Growth Council (SGC) Affordable Housing Sustainable Communities Program, and federal and state Low-Income Housing Tax Credits (LIHTC).

### LIHTC PRODUCTION AND PRESERVATION

California Housing Partnership's Preservation Database, March 2024. Please note that this data does not include manager units or market rate units created through the LIHTC program.

This report was produced by the California Housing Partnership | [chpc.net](https://chpc.net)

Lead Researcher: Danielle M. Mazzella, Senior Research Manager

ALL CALIFORNIA COUNTIES: [chpc.net/publications/housing-need-reports](https://chpc.net/publications/housing-need-reports)



**California  
Housing  
Partnership**

*California's Experts on Affordable  
Housing Finance, Advocacy & Policy*